




Taking Acoustic Myography to a Higher Power™


canine



SOFi M²™ App's

September 2025

New App Update



ADVANCED MYOGRAPHIC TECHNOLOGIES

www.myographytech.com


Taking Acoustic Myography to a Higher Power™



SCAN ME



*By using a Tablet with a dedicated App on the horse, dog or rider/athlete we can make our **SOFi M²**™ system wireless ..*




The App's work on smart phones too, so you can use your own phone for measurements if you so wish ..



First select you App. There is one for Horses, one for Dogs and a Human (clinical) App to choose from ..

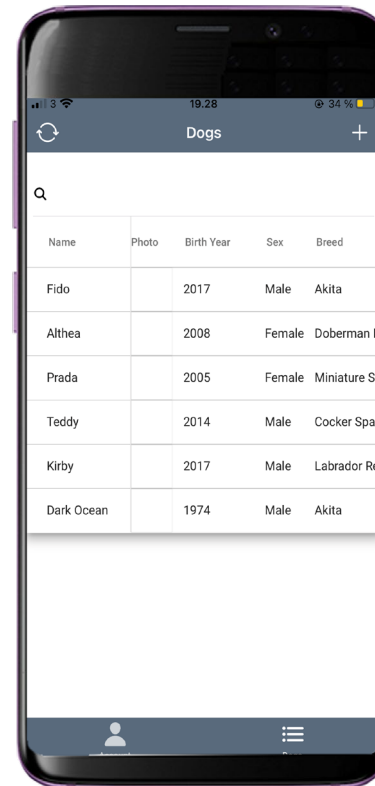
Simply enter your user e-mail and password to get started ..





The App opens with a list of the subjects you have measured .. this makes it easy for you to perform repeat measurements over weeks and months and to compare results ..

The subject details are recorded alongside a photo of the subject if you prefer ..

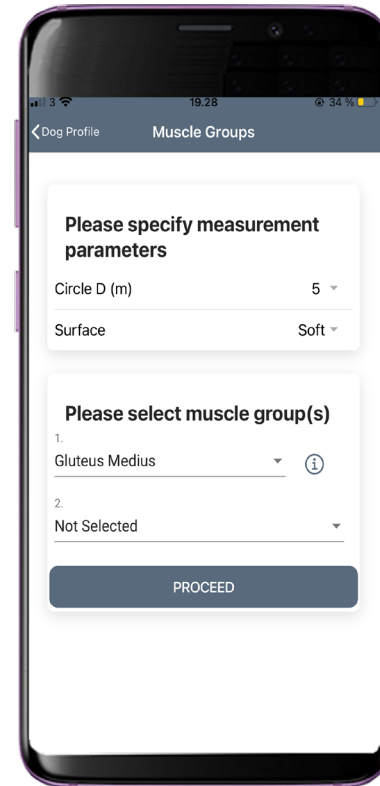
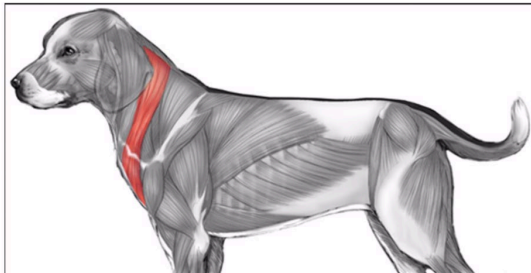


Having selected a subject, you can then select a muscle group to measure from .. as well as decide on the circle size for exercise training and the surface on which training is to take place ..

The App also provides anatomical details about the muscle you have selected ..

Brachiocephalicus


ORIGIN: Clavicular tendon and the distal end of the cranial surface of the humerus. INSERTION: Dorsal surface of the neck. FUNCTION: It secures bilateral fixation of the neck. INNERVATION: it is mainly innervated by the brachiocephalic nerve from C6 (and C7 in some dogs) and additionally by the accessory nerve from C1 to C7. FIBRE TYPES: Proportion of type I fibres: 23-24%






*You can select between using our existing research **MK II** units or the new wireless **SOFi M²™** units .. you choose what suits you best ..*

The SOFi M²™ System




SOFi App™
Android or iPhone
iPad or PC Tablet



SOFi M²™ Wireless Unit




SOFi™ Charger



SOFi M²™
FDA ISO QR Code

SOFi™ by AMT



SOFi™ Chart

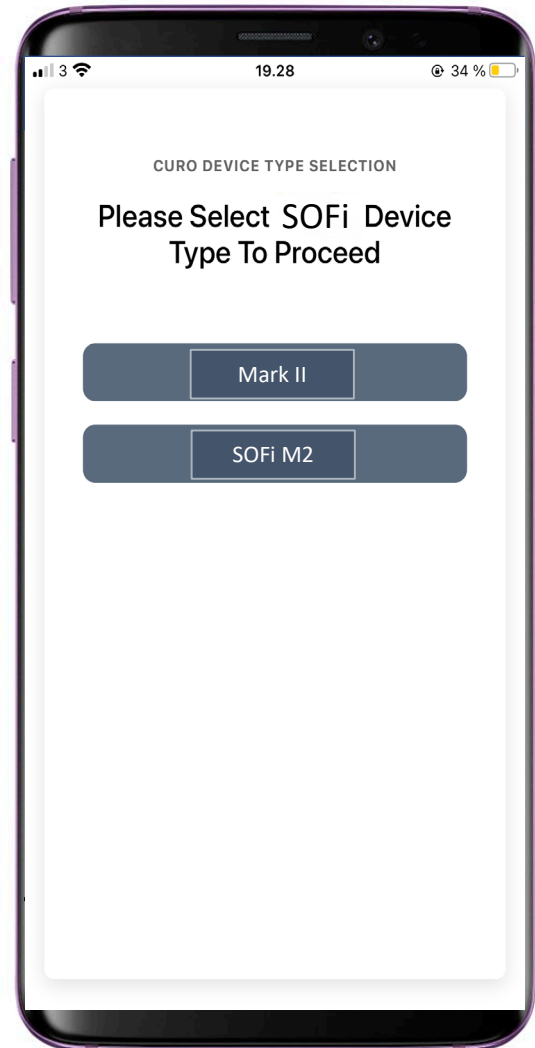


GEL
HYDRO
GEL
20 & 50MM
SENSORS



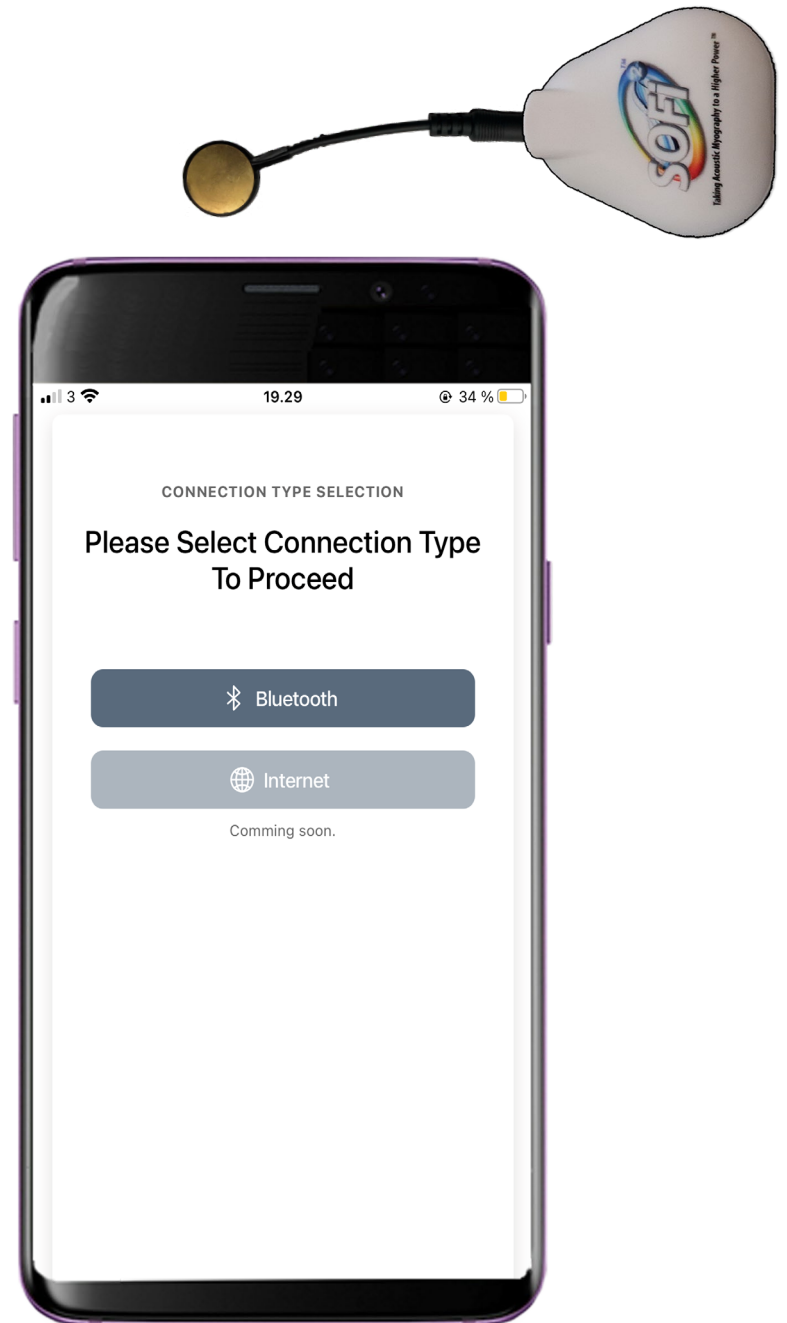
SOFi™ Nanuk 915 case

Taking Acoustic Myography to a Higher Power™



Next select a "Local" recording (within 40 m of the subject) or a "Remote" recording that can be almost any distance away from your subject of interest ..

For "Local" select the Bluetooth button





*If you choose the new wireless **SOFi M²**™ units then they are activated when you connect a sensor .. they will then appear automatically on your smart watch/phone for you to connect and assign to a muscle group ..*

Simply toggle the units "on" as needed and then press "proceed" to move to the next screen ..

Prosus_F81ECD0F3615
Prosus_F632BBE33A2B
Cancel

AVAILABLE DEVICES

Please Select 2 SOFi Units

Prosus_CF26A0342041	<input type="radio"/>
Prosus_F81ECD0F3615	<input type="radio"/>

Proceed

Refresh

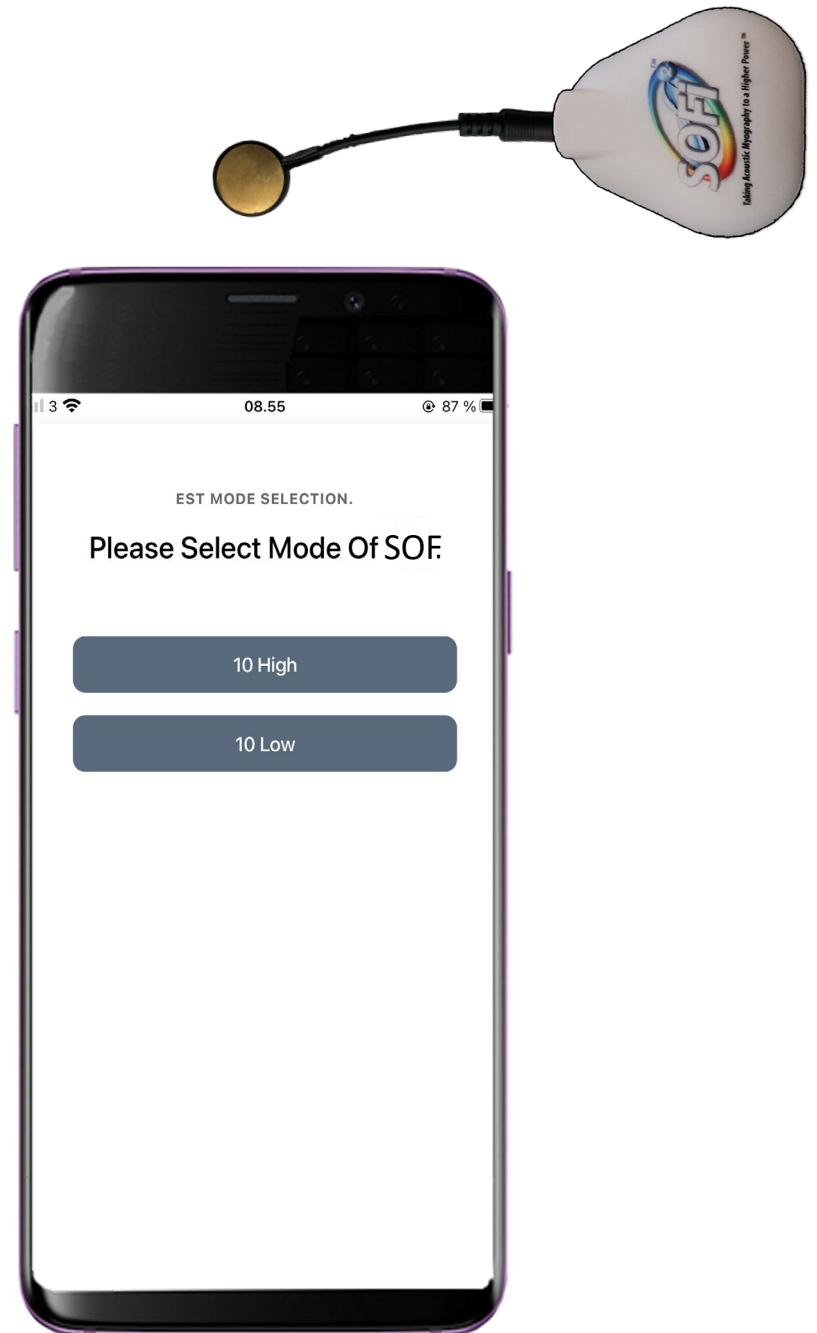
Connect To All Units

Cancel

Next select how you wish to analyze the measured data .. Do you prefer your optimal recordings to have a "High" or a "Low" number ..

If you feel that a good muscle performance makes more sense when the S-, O- and F-scores are close to 10 then choose 10 High ..

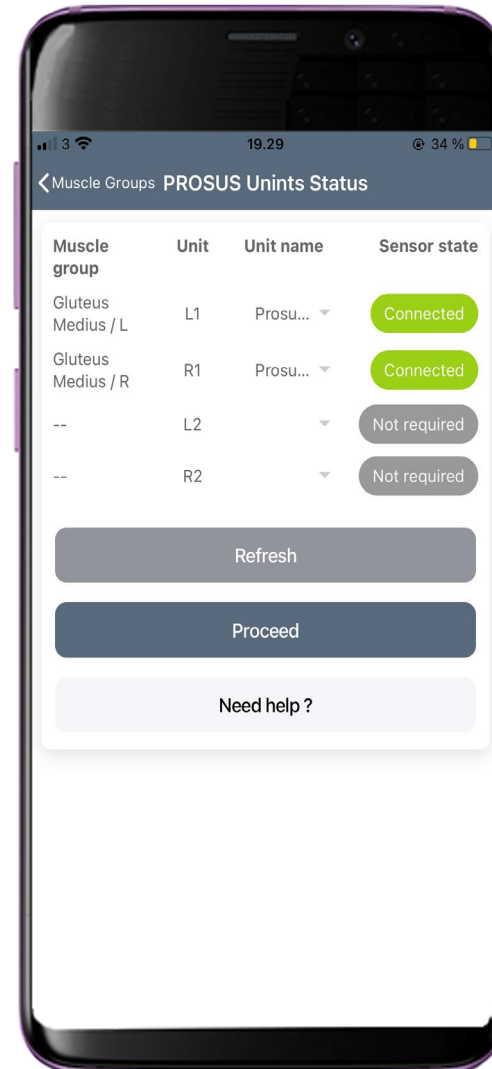
If good muscle performance makes more sense when scores are low then choose 10 Low ..





*You will now be able to see how many **SOFi M²™** sensors you have coupled up, whether they are measuring the left or right sides of your subject as well as which muscle group they are recording from ..*

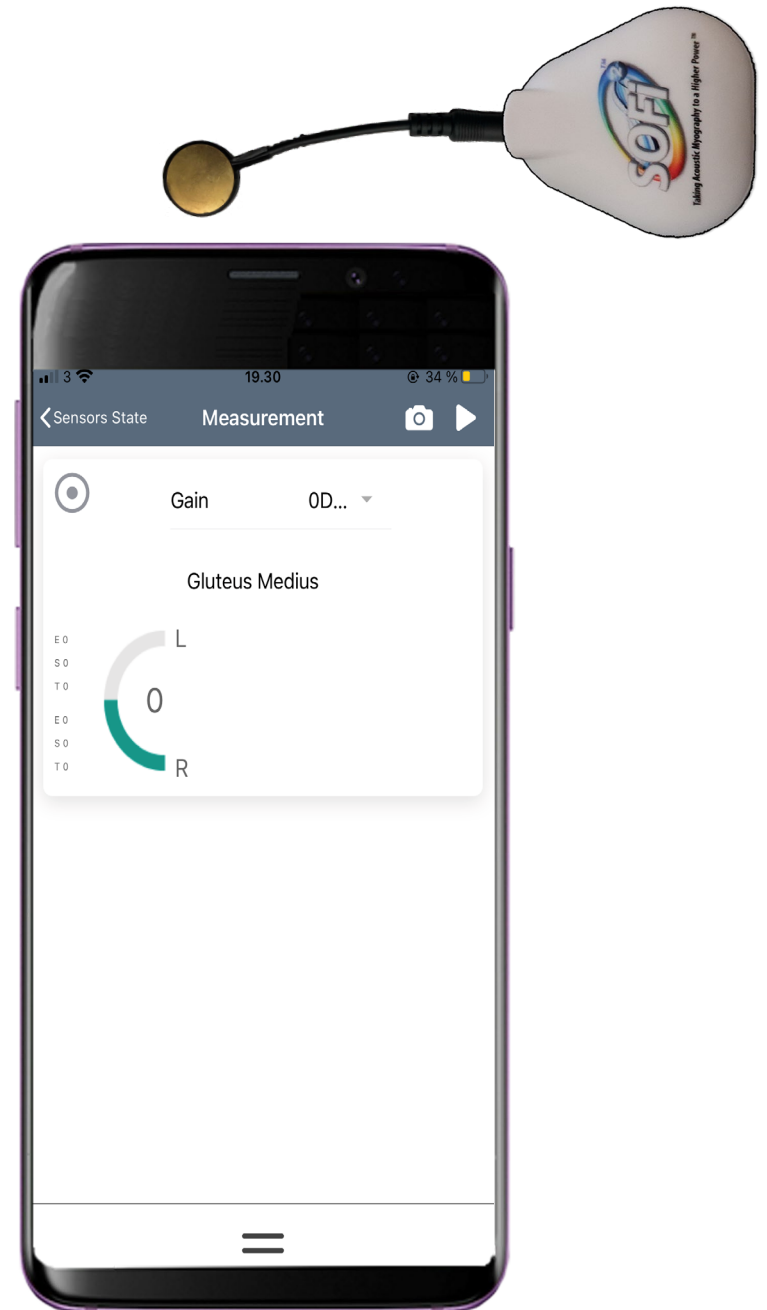
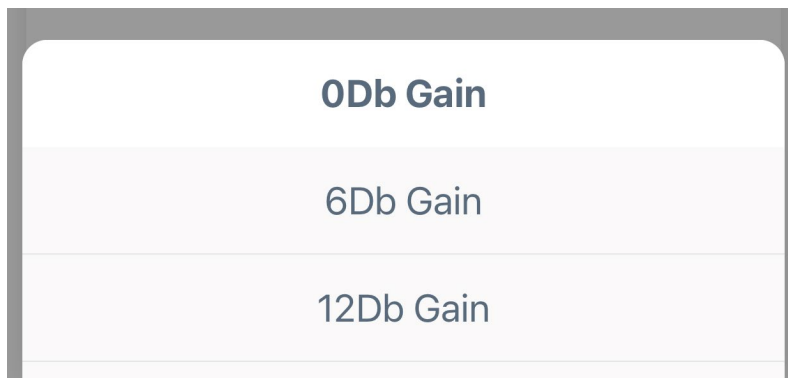
When you are ready to start a recording press "Proceed" ..



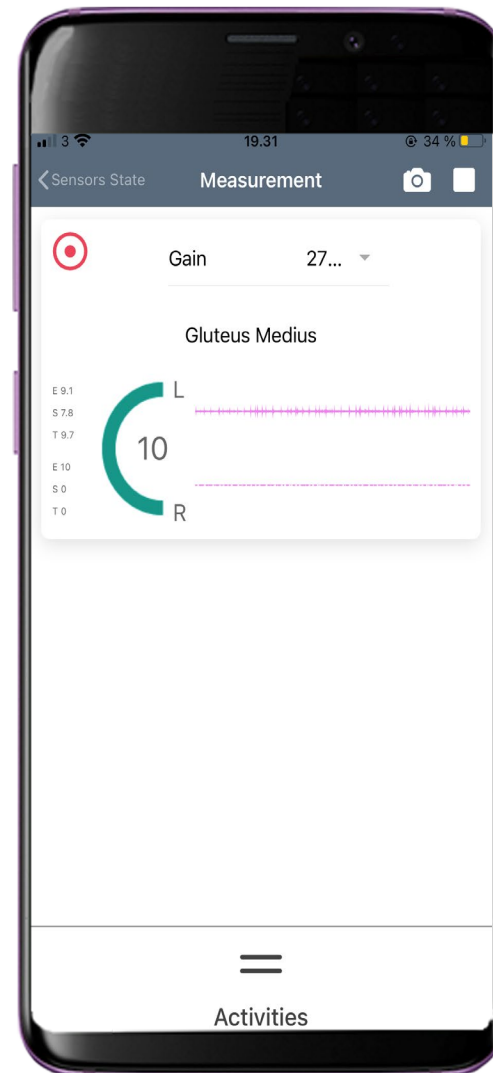
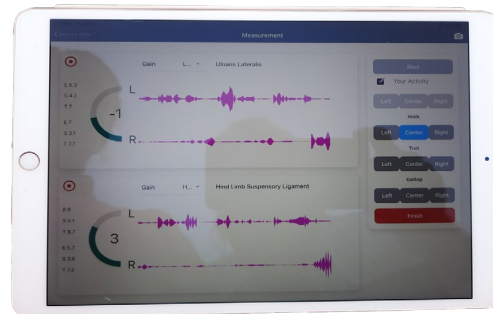
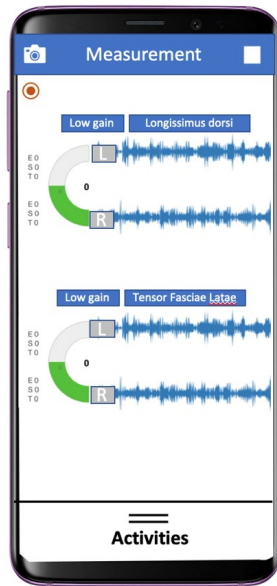
The **SOFi**™ recording page looks like this ..

You can adjust the sensitivity of the recordings by pressing the "Gain" button, select activities from the lower panel and even take screen shots by pressing the Camera symbol at the top ..

Start a recording by pressing the triangular arrow ..

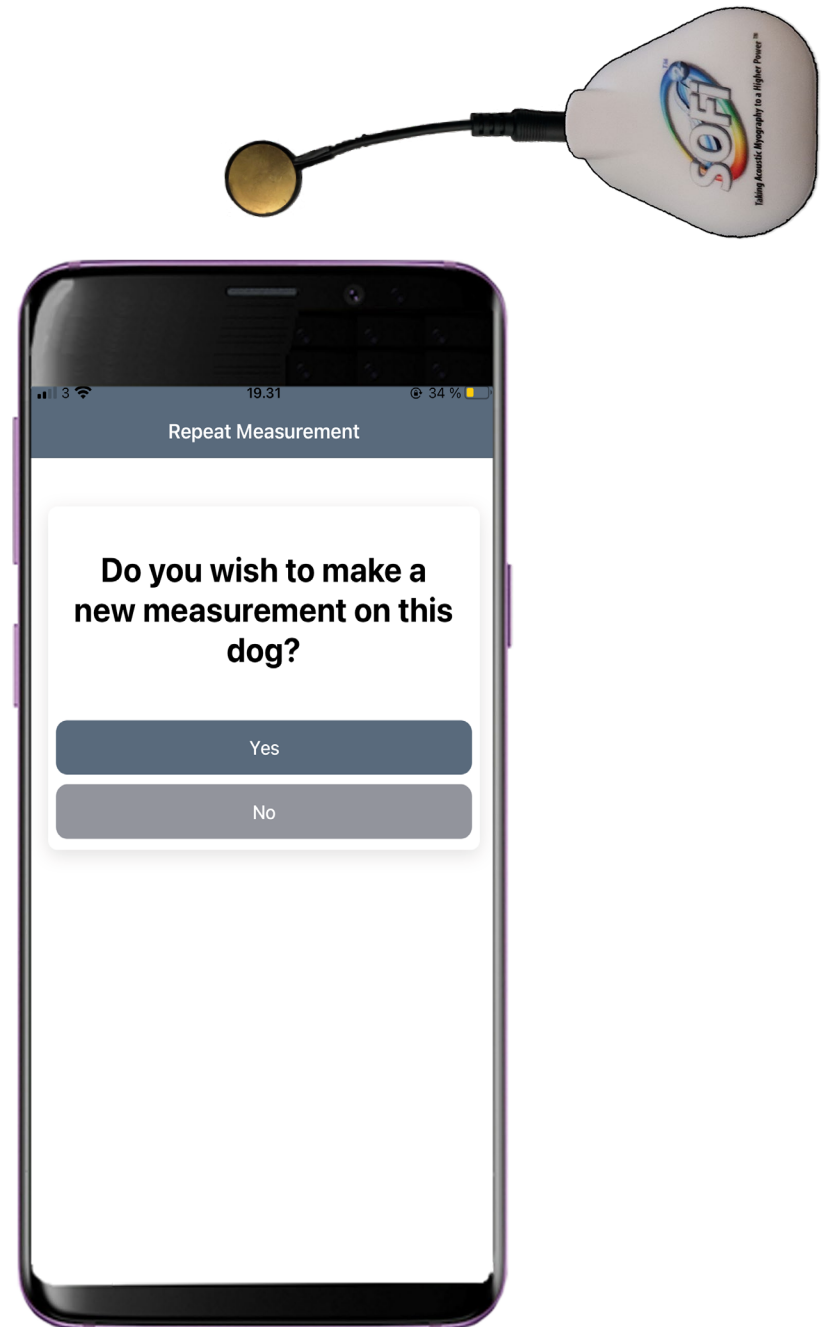


Your recordings will be saved to either the Tablet or Smart Phone until the App can connect with your Client Cloud and transfer your recorded data to your stored data ..




When you are finished you can stop your measurements ..

The final page allows you to stop recordings for a subject altogether, or move your sensors to different muscle groups and make some further recordings ..



*Here is a quick
video of the App
from start to
finish ..*





Advanced Myographic Technologies, LLC
P.O. Box 1302
Anthony, Florida 32617-1302

Contact: RSD Media Group at 352-456-8338

RSD@myographytech.com

Or

Dr. Adrian P. Harrison at 352-390-7091

International at 011 45 61 46 27 32

APH@myographytech.com

*The Brand SOFi™, SOFi M²™ & the SOFi™ Score Report
by AMT™ are a Patent, Trademark & License of
Advanced Myographic Technologies, LLC
©2025 All Rights Reserved
Manual Created by RSD Media Group ©2025
Advanced Myographic Technologies, LLC*